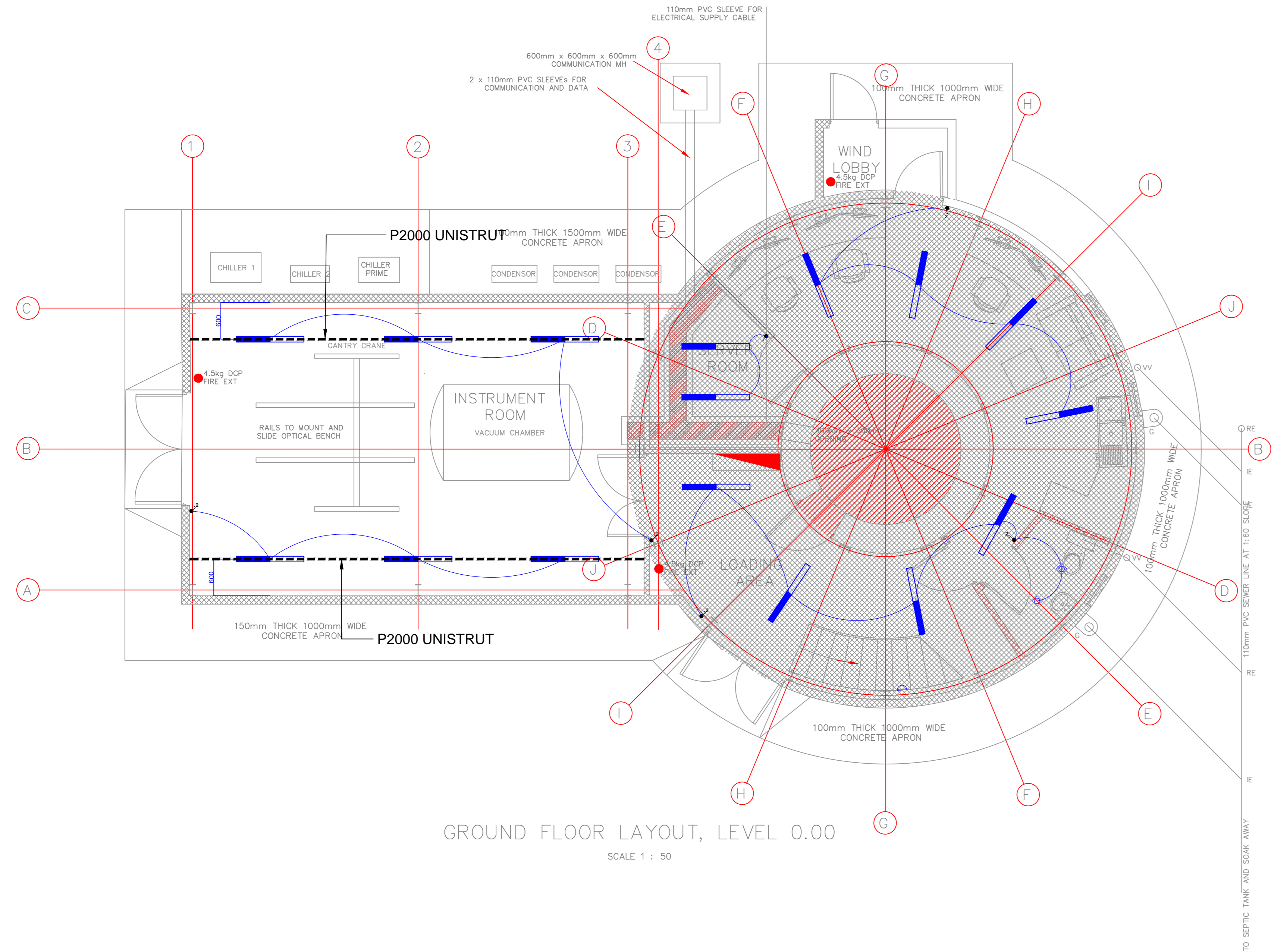
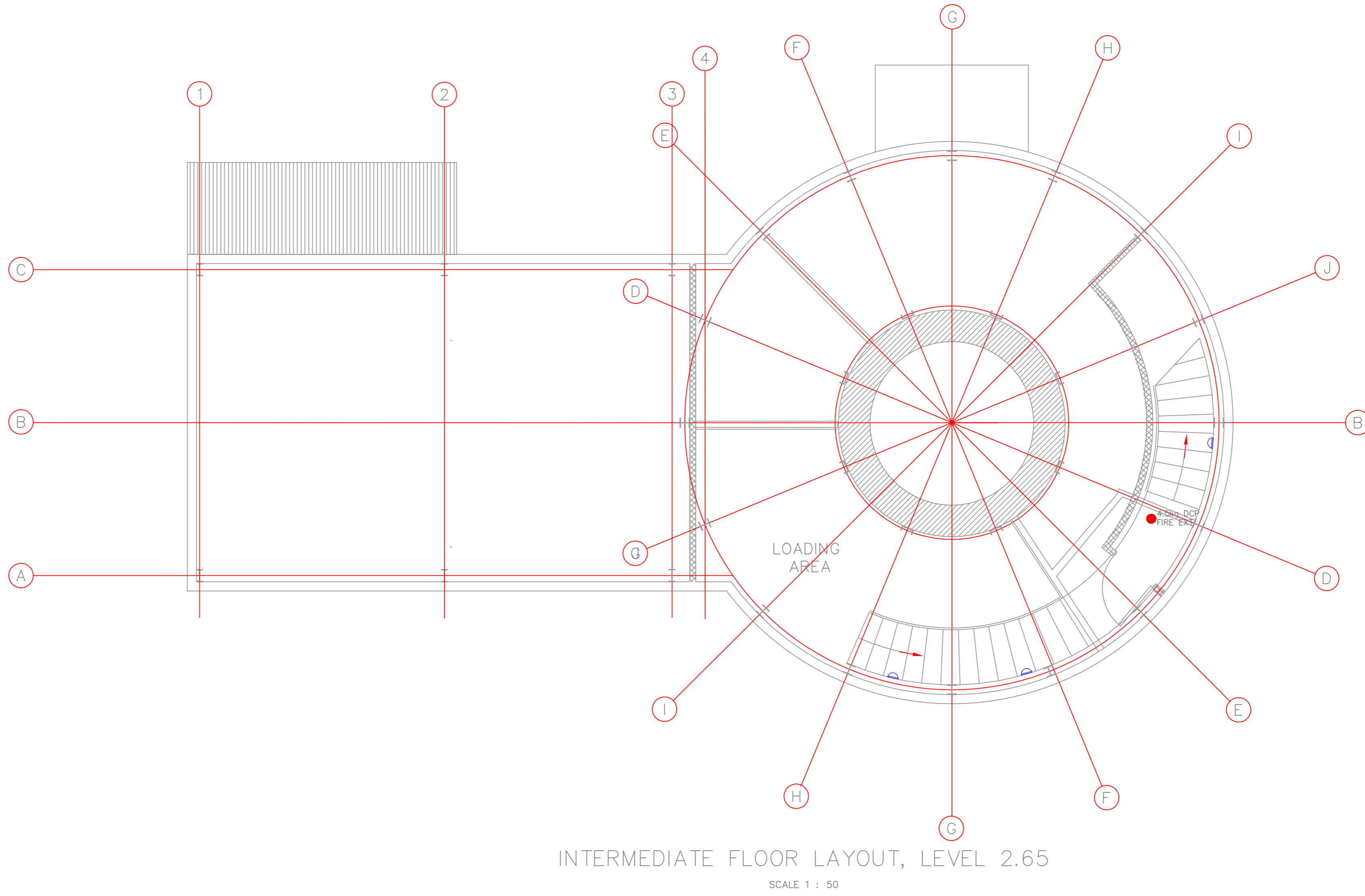


GENERAL NOTES

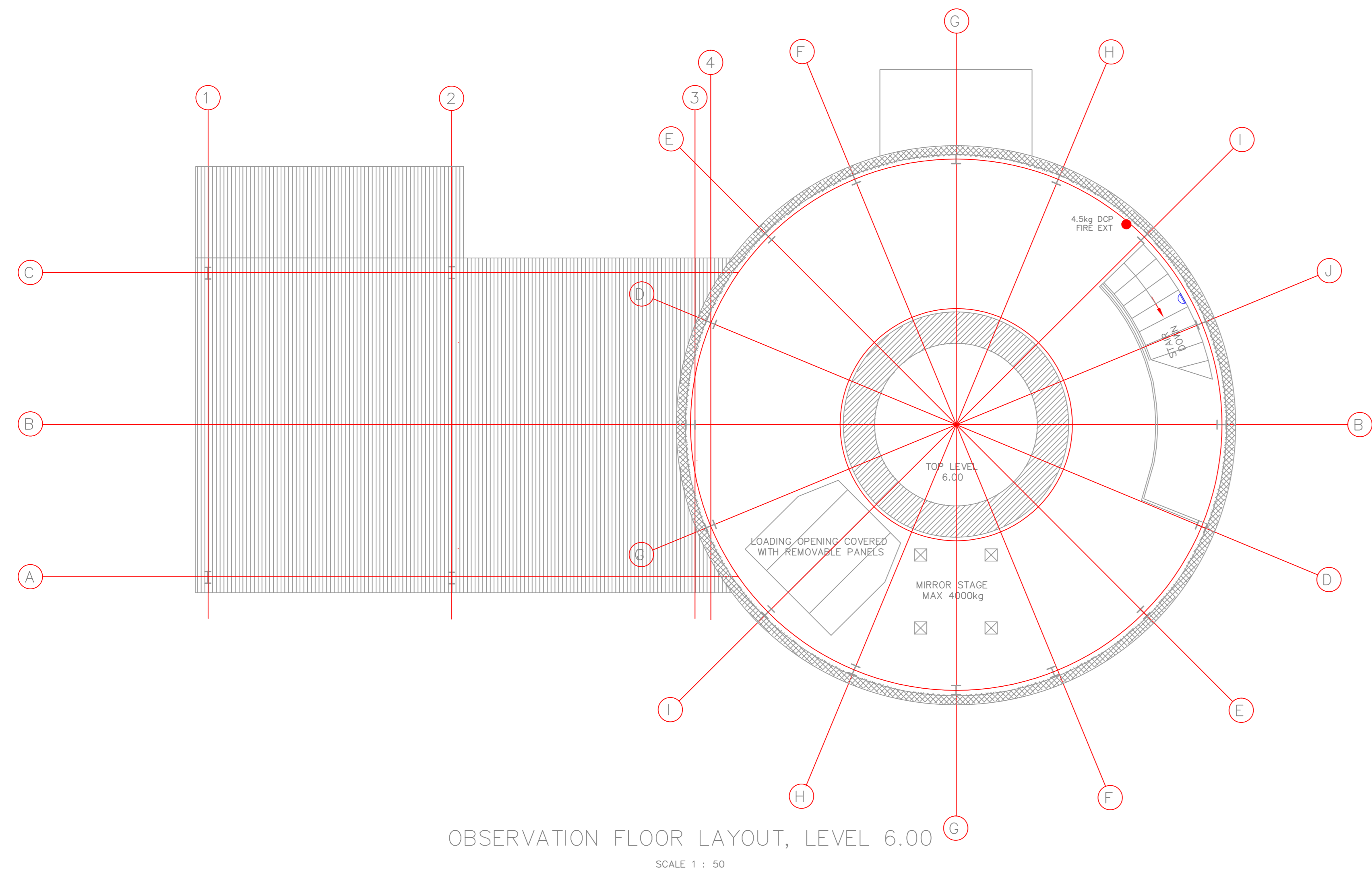
- THE DESIGN ON THIS DRAWING IS COPYRIGHT AND REMAINS THE PROPERTY OF THE ENGINEER.
- ALL WORK IS TO BE CARRIED OUT STRICTLY IN ACCORDANCE WITH LOCAL AND MUNICIPAL REGULATIONS.
- ALL DIMENSIONS AND LEVELS ARE TO BE CHECKED ON SITE BEFORE WORK IS PUT IN HAND.
- ANY DISCREPANCIES ARE TO BE IMMEDIATELY REPORTED TO THE ENGINEER.
- THE DRAWING MAY NOT BE SCALED.
- DRAWING WAS CREATED USING AUTOCAD SOFTWARE



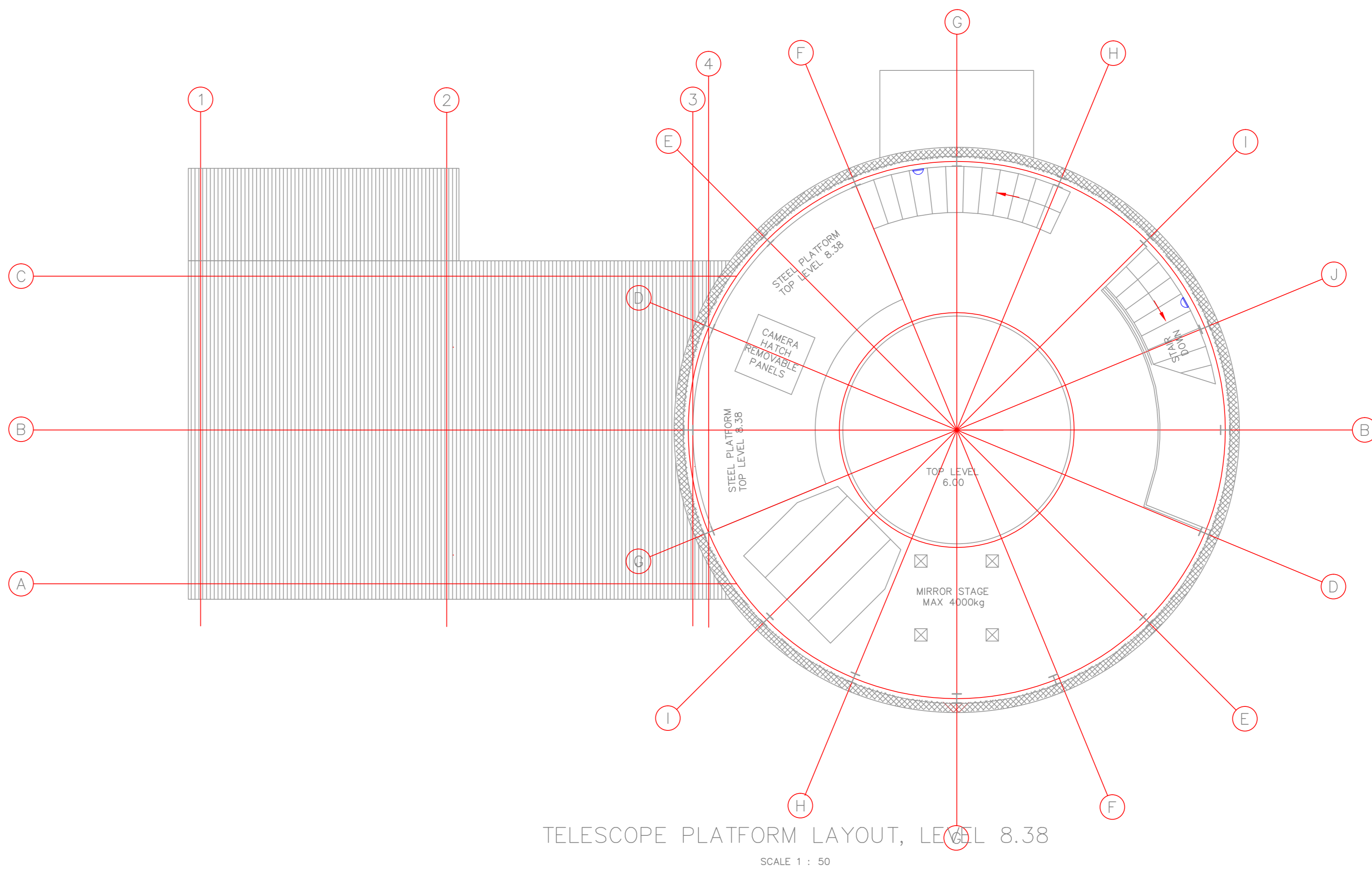
GROUND FLOOR LAYOUT, LEVEL 0.00
SCALE 1 : 50



INTERMEDIATE FLOOR LAYOUT, LEVEL 2.65
SCALE 1 : 50



OBSERVATION FLOOR LAYOUT, LEVEL 6.00
SCALE 1 : 50



TELESCOPE PLATFORM LAYOUT, LEVEL 8.38
SCALE 1 : 50

LEGEND	
	1.2m X 2 LAMP ENCLOSED LED LIGHT
	8.5W LED DOWNLIGHT (240V).
	WALL MOUNTED LED BULKHEAD.
	1 LEVER LIGHT SWITCH.
	1 LEVER 2 WAY LIGHT SWITCH.
	2 LEVER 1 X 1 WAY+ 1 X 2 WAY LIGHT SWITCH.
WP/WR	WATER PROOF / RESISTENT EQUIPMENT.

SPECIFICATIONS

- ALL CONDUITS TO BE PVC
- ALL FLUSH SWITCH BOXES TO BE PVC
- ALL FLUSH SWITCHES TO BE CLIPSAL S2000
- P2000 UNISTRUT TO BE 40X40 WITH PVC LID
- WIRING SIZE MINIMUM 2.5mm²

ISSUED FOR
TENDER

REV No.	DATE	DESCRIPTION	DRAWN
T1	2008/2019	ISSUED FOR TENDER	SJ

CHARL
ELECTRICAL ENGINEERING CC
ENGINEERS & CONSTRUCTORS

26 Taurus St, Brackenfell Industria,
Brackenfell, 7560
P.O. Box 298, Brackenfell, 7561
T: (021) 981-9120/1
F: (021) 981-9122
E: cee@charle.co.za
Reg Nr: 1992/033460/23
www.charleengineering.co.za

PROJECT: PRIME BUILDING

CLIENT: SUTHERLAND OBSERVATORY

DRAWING: LIGHTING LAYOUT

PROJECT NUMBER	DRAWING NUMBER	REVISION	PLOT DATE
CEE633	GL-L1	T1	20/08/2019
SCALE	COUNCIL	INFORMATION ONLY	CONSTRUCTION
A0=1:50	22/07/2019	SJ	CV/VT